

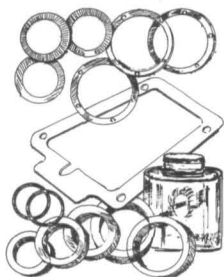
PARTS PRICE LIST and ORDER FORM

for the **TROY-BILT® Roto Tiller-Power Composter**
(Horse Model)

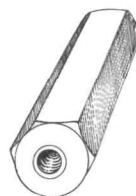


NEW PARTS KITS AND TOOLS

Here are some of the most commonly-ordered parts at a low, "package" price. You save money because we pass along the savings gained from packaging these parts ahead of time all at once. You can also order some special tools and parts that are now available to help you do your own tune-ups and tiller maintenance. Here are the details:



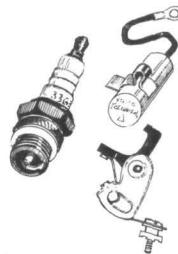
SEAL & GASKET KIT #1309; list price of items is \$14.60 but kit price is only \$11.35. Includes (1) #9600 seal, (2) #9601 seals, (2) #9602 seals, (2) #9604 "O" rings, (1) #1121 gasket set, and (1) 4-oz. can of sealant.



TECUMSEH FLYWHEEL REMOVAL TOOL #1313; special price only \$3.00. This tool is needed for Tecumseh engine tune-up. Instructions included.



SPECIAL WASHERS #1344; price is \$1.40. Includes one each, 1" and 1 1/4" heavy steel washers for seating the wheel and tiller shaft oil seals. Instructions included.



ENGINE TUNE-UP KITS for Kohler (#1310, \$7.15), Tecumseh (#1311, \$6.50), and Clinton (#1312, \$5.45). Includes spark plug, breaker points, condenser, and detailed tune-up instructions.

To order any of these kits or tools, please use the order form on page 4. They're conveniently listed under the heading "MOST POPULAR PARTS." And don't forget to deduct your Direct-From-Factory 10% Discount off the total of your order!

PART NO.	DESCRIPTION	UNIT PRICE	PART NO.	DESCRIPTION	UNIT PRICE	PART NO.	DESCRIPTION	UNIT PRICE
1000	transmission case	\$174.00	1068	sleeve adjustment nut	1.00	1159	retaining plate, dozer	14.00
1002	engine mount	56.00	1069	locking tab washer	1.00	1163	wheel hub, 4 x 8 bar tread tire	14.00
1003	transmission cover	33.60	1070	thrust bushing	2.00	1166-1	shim, wheel shaft .062"	.15
1004	low gear	20.00	1072	See "Popular Parts" pg. 4	---	1166-2	shim, wheel shaft .030"	.15
1005	high gear	16.00	1073	reverse disc plate	1.00	1166-3	shim, wheel shaft .015"	.15
1007	engine pulley, for 1 belt	16.00	1076	rear hood bracket assembly	18.00	1166-4	shim, wheel shaft .010"	.15
1007-1	engine pulley, for 2 belts	16.00	1077	front hood bracket assembly	12.90	1167	T-bar clamp, electric and standard start	6.70
1008	trans. pulley, for 1 belt	16.00	1082	hood, tine cover	31.50	1168	battery clamp	2.25
1008-1	trans. pulley, for 2 belts	19.20	1086	bushing, wheel shaft	1.75	1169	battery bracket	23.00
1009	tine holder, inside, left	19.00	1087	bearing assembly, rear (small O.D.)	21.10	1171	battery mounting board	.65
1010	tine holder, inside, right	19.00	1094	fork shoe	1.65	1180	spacer, start button	.90
1011	middle tine holder	7.05	1097	wheel pin	1.10	1197	attach. bracket, furrower	14.40
1012	pointed pick tines*	3.00	1098	link, yoke pivot	1.60	1205	bolo tine holder	17.30
1013-1	cultivating tine, left*	3.00	1099	belt guide w/nuts, (pair)	3.80	1206	bolo tine stud	1.50
1013-2	cultivating tine, right*	3.00	1104	tiller shaft key	.50	1207	bolo tine washer set	.75
1014	tine holder, outside, left	10.00	1112	clutch guide pin	.20	1213	shim, Clinton engine pulley	.45
1015	tine holder, outside, right	10.00	1113	See "Popular Parts" pg. 4	---	1219	spacer sleeve, 20½" long	6.80
1016	clutch fork	11.50	1114	front bearing cap	4.70	1220	worm, single lead	15.00
1017	wheel rim, 4 x 7, std.	9.80	1115	rear bearing cap	10.00	1221	worm gear	27.30
1018	wheel & hub, 4 x 7, std.	19.70	1116	drag bar (old style)	12.60	1222	pinion gear, low speed	13.00
1019	use part #1261	---	1117	depth adjustment bar	8.90	1223	wheel gear, low speed	21.40
1020-1	handlebar ratchet, left	3.00	1119	plunger, depth regulator	.50	1224-1	shim, rear bearing .010"	.30
1020-2	handlebar ratchet, right	3.00	1120	spring, depth regulator	.50	1224-2	shim, rear bearing .030"	.45
1021-1	handlebar clamp, left	2.50	1121	transmission gasket set	2.00	1224-3	shim, rear bearing .005"	.15
1021-2	handlebar clamp, right	2.70	1122	See "Popular Parts" pg. 4	---	1225	wire, starter solenoid	2.50
1023	tiller housing cover	10.80	1123	trans. cover gasket	.40	1226	wire, starter solenoid	2.60
1024	main drive shaft	17.30	1124	gasket, front & rear caps	.30	1227	wire, solenoid/rectifier	2.60
1025	wheel shaft, 18½", serial nos. 31455 and lower	12.75	1126	pinion shaft washer	.35	1229	washer, start button	.15
1026	tiller shaft	16.90	1128	See "Popular Parts" pg. 4	---	1230	speed shift lever	10.90
1027	eccentric shaft	7.80	1129-1	gasket, .010" thick	.45	1231	connecting rod	1.20
1029	eccentric lever	4.50	1129-2	gasket, .030" thick	.45	1232	wheel gear, high speed	16.70
1032	connecting rod	1.25	1132-1	bearing shim .033"	.50	1233	pinion gear, high speed	16.00
1033	connecting rod swivel	1.25	1132-2	bearing shim .062"	.50	1235	wheel shaft, 15½", serial nos. 31456 and up	12.90
1034	engine mounting bar	3.70	1133-1	belt adjustment block, with tab (in back) and neutral position (in front) cast-in	2.90	1237	clutch, wheel drive	18.90
1035	neutral plunger	2.80	1133	belt adjustment block, interchangeable with 1133-1	2.80	1251	neutral plunger spring	1.20
1036	use part #1251	---	1134	lever, fwd./rev.	9.70	1261	handlebar base	16.50
1037	clutch yoke	15.00	1136	rivet, 5/16 x 1¼"	.45	1268	main drive shaft	45.00
1041	clutch fork shaft	1.25	1138-1	bearing shim, 1/16"	.45	1269	furrower, blade only	18.40
1042	clutch roller assembly	8.60	1138-2	bearing shim, 1/32"	.45	1270-L	See "Popular Parts" pg. 4	---
1043	use part #1167	---	1142-1	use part #1270-L	---	1270-R	See "Popular Parts" pg. 4	---
1044	tine stud, pick & cultivating	1.50	1142-2	use part #1270-R	---	1400	T-bar clamp	6.50
1045	tine clip	.75	1150	handlebar adjustment stud, height	4.50	1401	T-bar clamp, electric	6.70
1046	handlebar	23.00	1154	retaining clip, dozer blade	2.20	4763	drag bar, depth regulator	5.90
1047	tine stud, chopper tines	2.40	1155	attach. bracket, dozer blade	28.00	9109	tire, 4 x 7, tube-type, std. tread	35.20
1048	tine holder, chopper tines	19.80	1156	swivel bracket, dozer blade	16.50	9110	tube, 4 x 7, std. tread tire	8.20
1049	chopper tine, right	3.00	1157	dozer blade, without #1156 & #1158	53.50	9111	tire, 4 x 8, bar tread tire tube-type	42.00
1050	chopper tine, left	3.00	1158	index pin, dozer blade angle	2.10	9112	tube, 4 x 8, bar tread tire	7.00
1051	roller, fwd./rev. lever	.75				9113	wheel rim, two-piece unit, 4 x 8, bar tread, tube-type tire	18.40
1055	stem pinion	8.75				9115	throttle cable assembly	4.40
1056	pinion gear, high speed	10.75				9116	throttle cable clip	.20
1057	worm gear, wheel drive	16.50				9118	handlebar grip	.80
1058	worm, double lead	30.00						
1060	retaining plug, pinion	4.00						
1063	worm, double lead	15.00						
1064	worm gear, tiller shaft	32.50						
1065	front spacer, drive shaft	1.00						
1066	rear spacer, drive shaft	1.60						
1067	spacer sleeve	9.00						

*For complete tine sets, please see your "Owner Order Form for Tillers and Attachments."

FOR ASSISTANCE IN LOCATING PARTS AND PART NUMBERS, please refer to your Horse Model Master Parts Catalog. When ordering parts, PLEASE USE THE PART NUMBER and not the reference or index number listed in the Master Parts Catalog.

BrentChalmers.com

PART NO.	DESCRIPTION	UNIT PRICE	PART NO.	DESCRIPTION	UNIT PRICE	PART NO.	DESCRIPTION	UNIT PRICE	
9119	knob & retainer, levers	.90	9400	bearing cup, front & rear	1.50	9719	socket head screw, 1/4"-20 x 1"	.15	
9120	knob retaining ring	.25	9401	bearing cone, front & rear	3.00	9721	round head screw, 10-24 x 1"	.15	
9122	protective, plastic plug	.15	9402	bearing cup, tiller shaft	1.80	9722	round head screw 10-32 x 1/2"	.10	
9123	battery, 12 volt	46.00	9403	bearing cone, tiller shaft	3.90	9723	round head screw, 1/4" x 3/4"	.10	
9124	elect. start battery cable	5.10	9404	bearing, pinion shaft	3.40	9725	carriage bolt, 3/8"-16 x 1 1/2"	.20	
9127	solenoid, electric start	12.00	9500	ret. ring, external, 3/4"	.20	9726	pipe plug, 1/4"	.25	
9128	starter button	5.30	9501	ret. ring, external, 1"	.20	9727	pipe plug, 3/8"	.40	
9135	use part #1269	---	9502	ret. ring, external, 1 1/2"	.20	9730	socket head screw, 10-24 x 1"	.15	
9136	knob, threaded	1.20	9504	clip ring, neutral plunger	.20	9731	hex. head bolt, plated, 1/2"-13 x 1 3/4"	.45	
9139	chains, 4 x 7 standard tread tires	28.00	9600	See "Popular Parts" pg. 4	---	9732	hex head bolt, 5/16"-24 x 3/8"	.20	
9141	handlebar grip, electric	1.85	9601	See "Popular Parts" pg. 4	---	9733	pan head screw, 10-32 x 1/2"	.10	
9142	tire & wheel, 4 x 8 std. tread tubeless (each)	40.00	9602	See "Popular Parts" pg. 4	---	9738	hex. head bolt, 3/8"-24 x 1 3/4"	.55	
9143	tire & wheel, 4 x 8, left bar tread, tubeless (each)	42.50	9603	"O" ring, eccentric shaft	.40	9749	hex. head bolt, 3/8"-16 x 3/4"	.25	
9144	tire & wheel, 4 x 8, right bar tread, tubeless (each)	42.50	9604	"O" ring, retainer plug	.45	9800	hex. nut, 1/4"-20	.10	
9145	hub cap, wheel	.35	HARDWARE				9801	hex. nut, 5/16"-18	.10
9146	chains, 4 x 8, fits standard or bar tread tires	30.00	9701	hex. head screw, 1/4" x 3/4"	.10	9802	hex. nut, 3/8"-16	.10	
9147	plug, protective, plastic	.15	9702	hex. head screw, 1/4"-20 x 1 1/4"	.10	9804	hex. locknut, 1/2"-13	.25	
9148	tire & wheel, 4 x 7, std. tube-type	62.00	9703	hex. head screw, plated, 5/16"-18 x 3/4"	.15	9805	hex. nut, 1/2"-20	.25	
9149	tire & wheel, 4 x 8, left, bar tread, tube type, includes hub	60.00	9704	hex. head screw, 5/16"-18 x 1"	.15	9806	hex. locknut, 1/2"-20	.25	
9150	tire & wheel, 4 x 8, right bar tread, tube type, includes hub	60.00	9705	hex. head screw, 5/16"-18 x 1 1/4"	.20	9807	hex. locknut, 3/8"-16	.25	
9300	key, 3/16" x 5/8"	.15	9706	hex. head screw, 5/16"-18 x 9"	.80	9808	hex. locknut, 5/16"-18	.15	
9301	key, 3/16" x 1"	.25	9707	hex. head screw 5/16"-24 x 1"	.15	9901	washer, plain, 5/16"	.05	
9302	key, 3/16" x 1 1/4"	.15	9708	hex. head screw 5/16"-24 x 1 1/2"	.20	9902	washer, plain, 5/16", S.A.E.	.05	
9303	key, 3/16" x 2 1/2"	.15	9710	hex. head screw, plated 3/8" x 1"	.20	9903	washer, plain, std. 3/8"	.05	
9305	key, hi-pro, 1/4" x 1"	.35	9711	hex. head screw, heat treated, 3/8"-16 x 1"	.20	9904	washer, plain, 3/8", S.A.E.	.05	
9307	spirol pin, 3/16" x 1 1/4"	.10	9712	hex. head screw, 3/8" x 1 1/4"	.20	9905	washer, plain, 1/2"	.10	
9308	spiral pin for rear hood bracket, 1/4" x 1"	.15	9713	hex. head screw, 3/8" x 1 1/2"	.25	9907	washer, plain, 1/2", S.A.E.	.10	
9309	spirol pin, 1/4" x 2"	.15	9714	hex head screw, plated, 3/8"-16 x 2 1/4"	.30	9908	washer, plain, 3/8"	.25	
9310	spirol pin, 1/4" x 2 1/2"	.30	9715	hex. head screw, 3/8"-24 x 1 1/2"	.25	9909	lockwasher, plated, #10	.15	
9317	cotter pin	.05	9717	hex. head screw, plated, 1/2"-13 x 3"	.85	9910	lockwasher, 1/4"	.05	
9318	clinch pin, furrower	.55	9718	socket head screw, 1/4"-20 x 3/4"	.20	9911	lockwasher, high collar, 1/4"	.05	
9322	spirol pin, 5/16" x 1 1/2"	.30				9912	lockwasher, 5/16"	.05	
9323	roll pin, 5/16" x 1"	.20				9913	lockwasher, 3/8"	.05	
						9914	lockwasher, 1/2"	.10	
						9915	lockwasher, 3/8"	.10	

For your convenience in ordering parts for your Troy-Bilt, we have listed the dozen or so parts Tiller owners most often ask for (such as Tines, Reverse Disc, Seals, etc.) along with the new parts kits and tools, in a special section on the Parts Order Form on Page 4, marked "Most Popular Parts." You'll find other Parts listed on Pages 2 and 3 of this Price List.

To order attachments or a new Troy-Bilt, please use your "Owner Order Form for Tillers and Attachments."

Prices shown here are effective September 1, 1976 (so please discard all parts order forms you may have received before now), and are subject to change without notice.

As a Troy-Bilt Owner, you may receive a year 'round 10% discount off the list price of any and all parts you order direct from the factory.

After you have completed your order, please tear off the order form on page 4 and send it back to us. We'll send you another Parts Price List and Order Form with your parts. Thanks.

BrentChalmers.com

PARTS ORDER FORM

To order: • First look for the part you want in the list of "Most Popular Parts" below. (We've found that these are the parts most often ordered.) Fill in "How Many" of the part you want in column to left of part number. Circle unit price for each part you order. Fill in total cost for each part in "Enter Amount" column. • Next, fill in information for parts not found in Popular Parts section in blank spaces below. Other parts numbers, descriptions and prices are shown on pages 2 and 3. Enter each of these in the proper column, as you did for popular parts. • Then, add up cash amounts and put this total in "Total" column in far right-hand column below. Deduct your 10% discount, add sales tax if parts are going to Vermont or New York State, and fill in "total cash price" in its box. Mail order form back to us with your check or money order payable to GARDEN WAY MFG. CO., INC. in postage paid envelope enclosed. Thank you.

Please fill in this Order Form completely, then tear it out and return it to us with your check or money order, payable to GARDEN WAY MFG. CO., INC., in the enclosed envelope. Thank you.

PLEASE PRINT OWNER'S FULL NAME AND ADDRESS BELOW.

Mr. Mrs. Miss

FIRST NAME _____ INITIAL _____ LAST NAME _____

STREET AND HOUSE NUMBER (Or Rural Route and Box Number) _____

CITY _____ STATE _____ ZIP _____

COUNTY _____ PHONE NO. (Including Area Code) _____

My Tiller Serial No. is

I bought my Tiller on or about
Month and Year

FOR OFFICE USE ONLY

Check #

Amount

Dated

MOST POPULAR PARTS

HOW MANY	PART NO.	DESCRIPTION	UNIT PRICE	ENTER AMOUNT
	1072	reverse disc with plate	10.75	
	1113	bushing	.25	
	1122	spring, clutch	.95	
	1128	"V" belts, pair	10.00	
	1270-L	bolo tine, left	2.90	
	1270-R	bolo tine, right	2.90	
	1309	Seal & Gasket Kit	11.35	
	1310	Kohler Tune-Up	7.15	
	1311	Tecumseh Tune-Up	6.05	
	1312	Clinton Tune-Up	5.45	
	1313	Tecumseh Flywheel Tool	3.00	
	1344	Seal Installation Washers	1.40	
	9600	front oil seal, drive shaft	1.15	
	9601	oil seal, wheel shaft	1.50	
	9602	oil seal, tiller shaft	2.80	

HOW MANY	PART NO.	FILL IN DESCRIPTION OF OTHER PARTS BELOW	UNIT PRICE

PLEASE NOTE
Because of rising costs (and rather than raise all of the individual prices), the parts discount will be reduced from 20% to 10% as of November 15, 1976. But if you stock up on parts before then, you'll receive the old 20% discount.

Method of Payment

Check One Box:

- Enclosed is \$..... in full payment.
- Enclosed is \$..... in partial payment, please ship remaining order C.O.D.

See page 5 for more C.O.D. details.

Please make checks payable to:
GARDEN WAY MANUFACTURING CO., INC.

TOTAL	\$
Less 10% Direct-From-Factory Discount	
Total After Discount	
Sales Tax if applicable	
Total Cash Price	\$

Thank you for using this order form and filling in all the needed information. It will help us to serve you, our good customers, better than ever.

BrentChalmers.com

TROY-BILT® Roto Tiller-Power Composter

DIRECT-FROM-THE-FACTORY PARTS ORDER FORM PROVISIONS

A 10% DIRECT-FROM-FACTORY DISCOUNT IS ALLOWED ON ALL TROY-BILT PARTS ORDERS.

NO HANDLING OR PACKING CHARGES.

WE PAY ORDINARY POSTAGE, U.P.S. AND C.O.D. COSTS.

All ordinary postage, United Parcel delivery costs and C.O.D. fees will be paid by Garden Way Mfg. Co., Inc. with two exceptions in which case you pay the costs:

- If you request *special handling*, such as air freight or United Parcel *Blue Label Service*, these full shipping charges will be collected at the time of delivery.
- If you order any one of these two *extra heavy items*; (1) the engine, (2) tiller transmission. (These will be shipped to you by truck and full motor freight charges will be collected by the trucker.)

METHOD OF SHIPMENT

All parts orders will be mailed Parcel Post, or shipped United Parcel Service at our expense, except for those heavy items or special delivery services mentioned above.

A SPECIAL NOTE REGARDING SHIPMENT OF THE EXTRA HEAVY ITEMS BY TRUCK.

Many truckers charge an additional \$10 to \$15 or more for delivering directly to your home. You can avoid this charge by picking up the item yourself at the trucker's terminal, or by arranging to have those extra heavy parts shipped to a business address in your neighborhood (such as your local gas station, feed store, hardware, grocery, etc.). If you decide to do this, please include your special delivery instructions on the Order Form.

METHOD OF PAYMENT . . .

CASH IN ADVANCE OR C.O.D.

After taking the 10% Direct-From-The-Factory discount, you can make payment in advance (at least 20%, please) by personal or cashier's check, or by express or postal money order. Make such payments to the order of: **GARDEN WAY MFG. CO., INC.** If you do not desire to make full payment in advance, your shipment will be sent to you C.O.D. for the balance. We will pay the postal or U.P.S. C.O.D. fee.

WHEN RETURNING GOODS . . .

On goods returned to us for any reason, shipping charges must be prepaid by you. Please tag return items with your name, address and zip code; include a letter of instruction. Please **DO NOT** return batteries. (Please write or phone us for details.)

IF YOU ARE NOT SURE WHICH PART YOU NEED . . .

write us, giving the details of the problem. Send us a sketch, or a photograph of the part in question. Or, if you have a copy, refer to your Parts Catalog for the correct part number. If you return the defective part itself, we will determine the problem and send you the new part we believe you need. Be absolutely sure you give us the Model and Serial Number of your Troy-Bilt Tiller (see below on this page).

GUARANTEE ON PARTS — NO TIME LIMIT!

All parts are carefully inspected and checked at the Factory. WE GUARANTEE TO REPLACE any part which is defective in material or workmanship, except for the engine which is warranted by the manufacturer. Satisfaction is guaranteed, or your money will be refunded.

We will repair, replace or refund full payment on any parts which prove, upon our examination, to be defective, where the fault is ours. All parts must be returned, shipping prepaid to the Factory. Repairs made by an unauthorized service outlet, or by the customer to correct or replace parts before the question of the guarantee has been settled may automatically void this guarantee.

Please write or phone us if you have any problems. If the fault is ours, allowing for reasonable wear and tear, we will make good, even if it means sending you completely new parts or having you return parts or attachments for exchange, repair or full refund of purchased price — except for shipping costs — whichever you prefer.


THE ENGINE, OF COURSE, IS WARRANTED BY THE ENGINE MANUFACTURER!

The engine on your Troy-Bilt Tiller is warranted by the engine manufacturer (for one year from the date of delivery). The engine warranty is described in detail in their instruction manual. If engine trouble develops, you should contact one of the engine manufacturer's authorized service dealers. He should be listed in the Classified Telephone Directory ("Yellow Pages") under "Engines-Gasoline." If he's not listed there, please write to us and we'll send you the names and addresses of dealers nearest you. Engine repairs, made by other than authorized engine service dealers, will void the manufacturer's warranty. If you do not get satisfaction on an engine warranty claim, please write to us.

Yours for good gardening always,

Dean Leith, Jr.

Dean Leith, Jr., Sales Manager for
TROY-BILT Roto Tiller-Power Composters
Garden Way Manufacturing Company, Inc.
102nd Street and Ninth Avenue
Troy, New York 12180



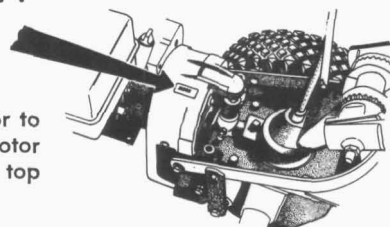
TO FIND YOUR TILLER'S SERIAL NUMBER . . .

LOOK HERE

On Tillers shipped 7/6/71 and later, look on the Transmission Case, Part No 1000, right side above wheel axle.

OR HERE

On Tillers shipped prior to 7/6/71, look on Motor Mount, Part No. 1002, top left.



Please Read This Before Sealing Your Envelope . . .

To speed up delivery, and to make sure you get exactly what you want the first time . . . be sure to include the following information with each order:

- A. Your name, address and postal zip code number.
- B. The Serial Number of your tiller.
- C. The part number, description, quantity and price of each item ordered.
- D. Full Payment in advance or at least 20% down payment. In which case, your order will be shipped C.O.D. for the balance, at no added cost to you. We pay C.O.D. service charges.
- E. PLEASE PRINT PLAINLY.

HALF-PRICE FACTORY REBUILDING AGREEMENT

At any time, no matter how new or old your TROY-BILT Roto Tiller-Power Composter may be, we will rebuild and repaint it, replacing every worn part (such as bearings, gears, seals, tines, fiber disc, belts and including a new engine) for one-half the current retail price at the time of repair of that model or its equivalent (if that exact model has been changed); owner to pay shipping and container costs to and from Factory. If any other than wearing parts need replacement, an estimate will be submitted to owner for approval. This offer, of course, is subject to fire, war, strikes, and other contingencies beyond our control.

The whole sense and purpose of our Direct-From-The-Factory Savings Plan, our No-Time-Limit Guarantee and Factory Rebuilding Agreement is to provide owners of TROY-BILT Roto Tiller-Power Composters an outstanding value both as to purchase price and maintenance cost of Rotary Tillers and attachments especially designed and built for their purposes — in return for their cooperation in spreading the good word about the Troy-Bilt to other serious gardeners — to our great and genuine mutual benefits.



GARDEN WAY MANUFACTURING CO., INC.

102nd St., & 9th Ave., Troy, N. Y. 12180

Phone (518) 235-6010

BrentChalmers.com